



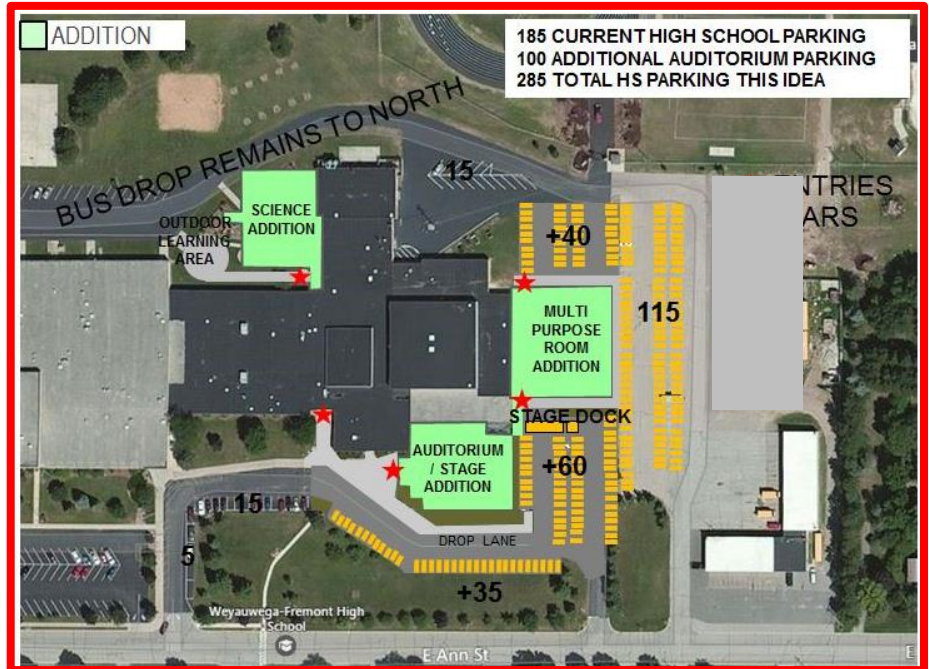
Building our Future FACILITIES REFERENDUM

TRANSFORMING OUR HIGH SCHOOL AND SAFETY IMPROVEMENTS

The Weyauwega – Fremont School Board is asking the community on Tuesday, November 8, 2016 to vote on a proposal to improve the security and learning spaces at the High School and to improve the security needs at Fremont Elementary School.

What is the Referendum for?

1. Aging facilities need repairs and betterment- Security Systems / Air Quality replacements / Electrical upgrades/ Technology connectivity / Toilet remodeling / Handicap Improvements / Fire Sprinkler System / Dehumidification System / Energy Efficient System Improvements / Exterior Wall repairs / Floors – Doors– Ceilings – Lighting – Window replacements
2. We believe improved 21st Century Student Learning Spaces for Science / Engineering / Ag / Performing Arts / Library – Breakout Spaces / Activity Spaces are needed for our student's success.



High School Proposed Site Improvement Plan

Why a Referendum now?

1. Our High School has not seen significant improvements for Student Learning needs since 1969. Student needs have changed as society has changed, but the building remains as designed in 1969.
2. Safety and Security needs are needed in today's environment to properly secure the building during the school time use.
3. The needs identified in this referendum were created by a Community Outreach Committee and the School Board after extensive investigations regarding repair and betterment of existing buildings and the input from staff and students regarding student learning space needs to fit today's and tomorrow's curriculum.
4. Costs continue to rise and delay will increase costs at a later date.



Fremont ES Secure Entry Proposed Plan

Vote Tuesday,
November 8, 2016



Weyauwega-Fremont
School District

Vote Tuesday,
November 8, 2016



Building our Future

FACILITIES REFERENDUM

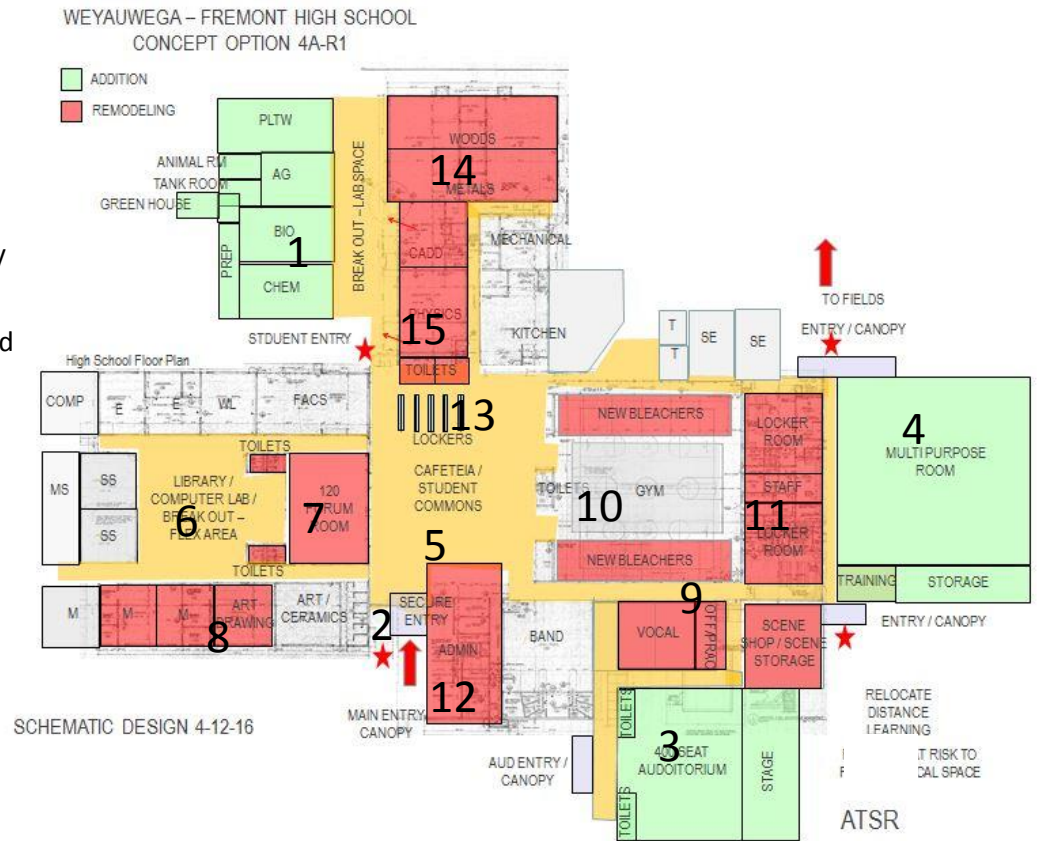
TRANSFORMING OUR HIGH SCHOOL AND SAFETY IMPROVEMENTS

What are the improvements as Additions to the High School?

1. New Classrooms and Labs with Lab Breakout Support Area: Science, Technology, Engineering, Agri-Science and Math (STEAM)
2. New Secure Entry and Entry Canopy for Student Waiting
3. New 400 Seat Auditorium, Stage and Fine Arts Support Spaces
4. New Multipurpose Activities Areas and Support Spaces

What are the improvements as Remodeling at the High School?

5. Remodeled Cafeteria/Student Learning Commons Area
6. Remodeled Media – Breakout Flex Student Learning Areas
7. Remodeled Large Group Forum Room for 125 student gatherings and community gatherings
8. Additional remodeled Art Lab
9. Relocated Vocal Music space near Band and new Auditorium
10. New Gymnasium Bleachers
11. Remodeled Locker Rooms
12. Remodeled Secure Entry Lobby and Administrative areas to support Secure Entry
13. Remodeled and New Toilets
14. Remodeled Industrial Technology (Woods and Metals) Labs
15. Remodeled Science Lab



Proposed High School Improvements Plan

Vote Tuesday,
November 8, 2016



Weyauwega-Fremont
School District

Vote Tuesday,
November 8, 2016



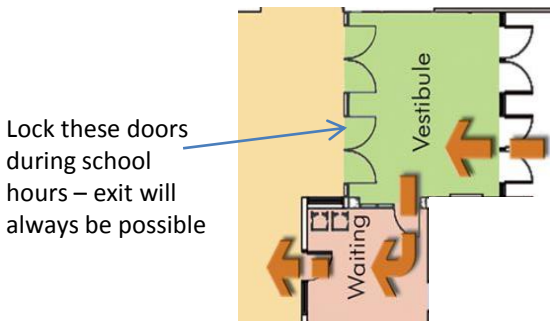
Building our Future

FACILITIES REFERENDUM

TRANSFORMING OUR HIGH SCHOOL AND SAFETY IMPROVEMENTS

What are the improvements at Fremont Elementary School?

1. New Secure Entry
2. New Entry Reception / Waiting Area to gather all who enter the building during school hours
3. Principal Office near main entry to assist with security
4. Conference Room for staff and community meetings
5. Sick Room near reception area



Proposed Fremont Elementary School Secure Entry Improvement Plan

Bond Referendum Cost Chart

High School	\$20,600,568.00
Fremont Elementary	\$399,432.00
Total Bond Referendum Cost:	\$21,000,000.00

Vote Tuesday,
November 8, 2016



Weyauwega-Fremont
School District

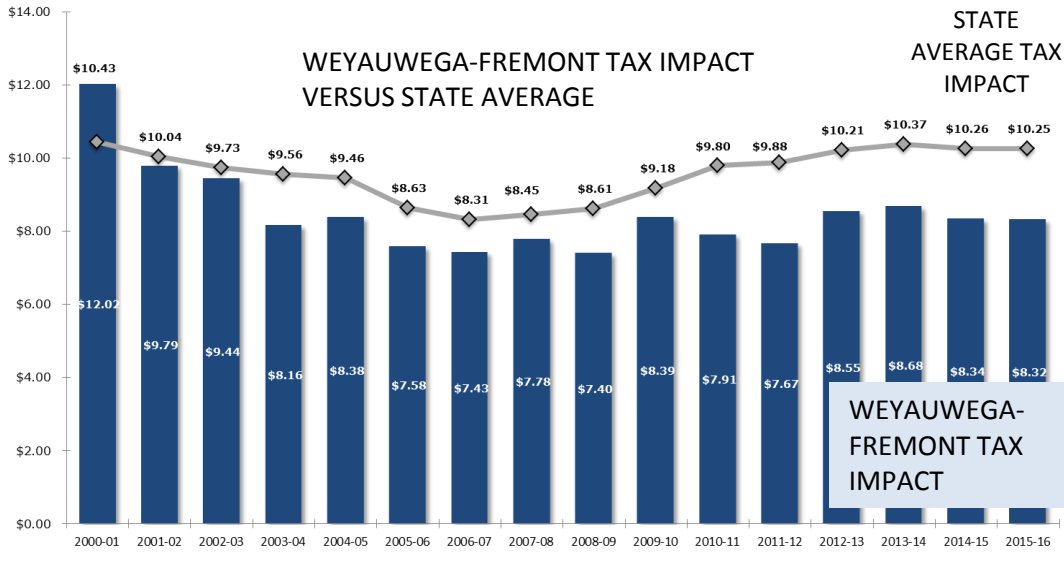
Vote Tuesday,
November 8, 2016



Building our Future

FACILITIES REFERENDUM

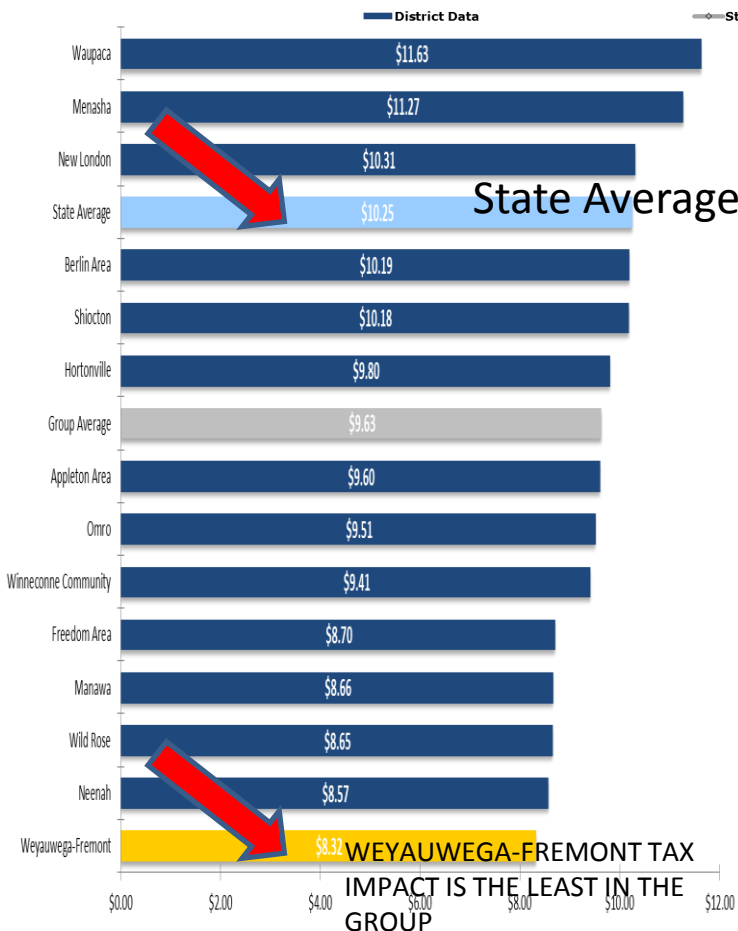
TRANSFORMING OUR HIGH SCHOOL AND SAFETY IMPROVEMENTS



PROPOSED HIGH SCHOOL ENTRY



PROPOSED FREMONT ENTRY



TAX IMPACT

Borrowing Amount: \$21,000,000.00		
Average Mill Rate Impact (per \$1,000.00 valuation)		\$2.65
Average Annual Tax Impact on Property With Fair Market Value Of :		
\$75,000.00	Home Average Impact	\$198
\$100,000.00	Home Average Impact	\$265
\$150,000.00	Home Average Impact	\$398

Vote Tuesday, November 8, 2016



Vote Tuesday, November 8, 2016